

ЗАДАНИЕ-42

Imagine that you and your friend are doing a project “**Exams**”. You have found some illustrations and want to share the news. Leave a voice message to your friend. In 2.5 minutes be ready to:



- ✓ give a brief description of the photos, justifying the choice of the photos for the project;
- ✓ say in what way the pictures are different, justifying the choice of the photos for the project;
- ✓ mention the advantages and disadvantages (1–2) of the two types of examining;
- ✓ express your opinion on the subject of the project – whether you would like to have a written examination or an oral one and why.

Для успешного выполнения задания:

1. Нужно задуматься о предложенной теме проектной работы (exams, в данном случае), потому что всё высказывание должно быть связано с ней.

1.1. Нужно внимательно рассмотреть обе представленные фотографии и определить, почему они могут служить иллюстрациями к предложенной теме проектной работы, что именно они иллюстрируют, как они иллюстрируют.

2. Нужно помнить о том, что данное задание – есть вымышленная ситуация, в которой нужно отправить голосовое сообщение другу, вместе с которым выполняется проектная работа.

2.1. Значит, в начале сообщения надо к другу обратиться, например:

Hello, Olga, I'd like to discuss with you the choice of the photos for our project.

Hi, Misha I've found two photos for our project and I'd like to discuss them with you.

3. Нужно, опираясь на план монолога (пункт-1), описать фотографии, начав с общего описания того, что вы видите на фото, например:

The first photo shows two people in the street.


I can see a group of people in the mountains in the first photo.


4. Нужно, опираясь на план монолога (пункт-2), сравнить фотографии.

Помните, что **различия могут быть в местах действия, видах деятельности, атмосфере картинок, выборе стиля жизни, привычек, хобби, блюда** и т.д., но они должны быть связаны с темой проекта.

5. Нужно, опираясь на план монолога (пункт-3), определить преимущества и недостатки объектов или ситуаций, иллюстрирующих или раскрывающих тему проекта;


6. В конце нужно высказать свое мнение по заданной теме.





КЛИШЕ

Вступление	<i>Hi, my dear friend! How have you been doing so far? I've found two photos for our project and I'd like to discuss them with you.</i>
Пункт плана No1 (2 предложения)	<i>Let me start by describing the first picture which shows... As for the second picture, you can see...</i>
Пункт плана No2 (2-3 предложения, так как можно назвать 1 и более различий, но больше 2 называть не стоит)	<i>These photos have the following differences. Firstly, ... Secondly, ... Thirdly, ... Fourthly, ...</i>
Пункт плана No3 (≈ 4 предложения)	<i>Well, an advantage of ..., depicted in the first photo is that... , while ... in the second picture... , which is a disadvantage. However, ..., presented in the second picture also has its advantages. ..., whereas in the first picture...</i>
Пункт плана No4 (1-2 предложения)	<i>As for me, I would prefer/prefer/preferred/ like ... as it is presented in the ... picture because ...</i>
Прощание *	<i>That's all I wanted to discuss with you.</i>



*В конце монолога обязательно нужно попрощаться. Можно задать риторический вопрос по типу:
«What do you think about it?».

Hi, my dear friend! How have you been doing so far? I've found two photos for our project and I'd like to discuss them with you.

Let me start by describing the first picture which shows students who are taking a written examination. They have some books on their desks. These are some kind of dictionaries, I suppose. **As for the second picture, you can see** a student who is taking an oral examination.

These photos have the following differences. Firstly, in the first one you can see a lot of people, while in the second one there is just a student who is sitting in front of a teacher. **Secondly,** in the first picture all the people have their personal places, desks, while in the second picture the examinee has nothing but a chair.

Well, an advantage of written examination **depicted in the first photo is that** it gives a student more time to think on an answer of an exercise, **while** an oral examination is about answering immediately after tasks are given, not everyone is able to think that fast, **which is a disadvantage. However,** an oral examination **also has its advantage as well.** Nobody will distract you while answering to the questions of a teacher because you are alone in the classroom. Also, you can see examiner's face that may show positive emotions if your answers are right, and bad emotions if your answers are not right, which can help you to correct your mistakes at the moment.

As for me, I prefer to have an oral examination **as it is presented in the second picture because** it is easy for me to think fast. I am able to identify emotions on the face of a teacher which will literally tell me if I'm wrong or not in my answers.

That's all I wanted to discuss with you.

